

English.



Name: _____

Reading makes you
clever!

Reading Exercise

Why the Hare Stole the Sun

Long ago, all the animals in the bushveld lived happily together, until one morning the sun disappeared. They were all very confused. They bumped into each other and fell over things as they tried to see where they were going.

“Where has the sun gone?” they cried.


The lion, who was the king of the jungle, had decided to keep it all for himself, hidden in a deep cave underground, guarded by two fierce hyenas.

The animals all cried, “It isn’t fair!”

“I don't like living in the dark,” said the giraffe as she bumped into the elephant at the waterhole.


“Me too,” said the elephant, “everyone’s complaining I am trampling all over them.”

“Let’s call a meeting and see what can be done,” said the giraffe.



The elephant raised his trunk to call the other animals to the waterhole. The first to come were waterbuck, followed by warthogs and then impala and zebra. A few jackal sniffed around on the edge of the gathering, making it difficult for the hare, who had to run quickly between the giraffes' legs to get to a safe place where he could hear what was being said. Just as the elephant thought everyone had arrived, there was a rustling in the bush and the tortoise slowly joined the gathering. "What can we do to make Lion share the sun with us?" They wanted to know.

"Well, I think," said the giraffe, "we need to steal it back from Lion, and share its light and warmth with everyone. That would be fair."



"Right," said the elephant, "the first thing we must do then is find out where Lion is hiding the sun. I suggest Eagle Owl, who is used to flying in the dark, sees what he can find. Then we can decide who can try to steal the sun for us."

And so, the eagle owl flew off to find where the lion was hiding the sun. It didn't take him long. With his big yellow eyes, he soon saw the two fierce hyenas guarding the entrance to a cave from which gleamed a bright golden light. The eagle owl silently hovered just above the entrance.

He could just see through a crack in the rock, a big black pot at the back of the cave, deep underground. From inside the pot, the sun's golden light filled the cave. The eagle owl flew back to the water hole to tell what he had discovered.


"Who is going to be the one to steal the sun back for us?" asked the elephant. "I can't go because I'm too big and would never fit through the crack in the cave."

"I would love to go," said the giraffe, "but my neck and legs are too long."

"Let me go," said the hare. "I'm small enough and I'm the fastest runner. No one will catch me. Someone must come with me to distract the hyenas while I slip past when they are not looking."

"I will," said the snake, "Everyone is frightened of me. They will run away and that will give you a chance."

When the snake and hare got near the cave they saw the hyenas sitting guard. The snake slithered forward, hissing as it went. The two hyenas got a terrible fright and ran off. This was the chance the hare needed. He quickly slipped into the cave. He snatched up the pot and ran as fast as his legs could carry him.



Just as he thought he had got away, the hyenas realised what had happened and raced after him. The pot was heavy and the poor hare wasn't able to run as fast as usual. The hyenas were gaining on him.


Just as they were about to catch him, he gave the pot a mighty kick, sending it high up into the sky.

As the pot spun into the sky, the sun fell out of it, and the earth was flooded with light. Day had dawned at last. What a relief!

Tired but happy, the hare returned to the waterhole to a warm welcome and a well deserved drink of fresh cold water.


Questions - Oral

1. Why do you think the sun is important for us?
2. How many animals in the story can you remember?
3. Why does the giraffe have such long legs and a long neck?
4. The lion is the king of the beasts. Do you think it was fair that the lion took the sun all for himself?
5. Do you think the animals were right to steal the sun back from the lion?



2D Shapes


Talk about the shapes with an adult to learn about 2D shapes.



This exercise develops the learner's awareness of shapes and how objects can be made up of shapes. It will also help the learner to practise their knowledge of colours, as they colour the shapes according to the instructions.

Talk about the shapes in the picture. Colour in the shapes according to the instructions.

Colour in the circles in **red**.
Colour in the triangles in **blue**.
Colour in the squares in **green**.
Colour in the rectangles in **yellow**.
Colour in the ovals in **brown**.




This exercise develops the learner's awareness of shapes and how objects can be made up of shapes. It will also help the learner to practise their knowledge of colours, as they colour the shapes according to the instructions.

Rhymes about Shapes

Say the rhymes below with an adult.


Add your own actions to the rhymes as you say them.

Triangle rhyme:



I'm a triangle.
Look at me!
Count my sides.
One, two, three!

Circle rhyme:




I have found
That a circle is round!
Round as a pancake
Round as a plum,
Round as a doughnut,
Round as a drum!

Square rhyme:



Hey there!
I'm a square!
My four sides
are the same,
A square
is my name.

Oval rhyme:



Ollie Oval sat on the wall,
Ollie Oval had a great fall.
All the king's horses
and all the king's men
Worked hard to put Ollie
together again!

Rectangle rhyme:



Rectangle is my name.
My four sides
are not the same.
2 are short, 2 are long.
Count my sides
and sing my song!

Rhymes and actions are a fun way for children to learn and remember things.
These rhymes will help children learn and remember shapes in a fun way.

Spot the Difference

There are ten things that are different between the two pictures. Draw circles around the ten differences in the second picture.



This exercise helps learners develop visual discrimination. Visual discrimination is important for emergent reading and maths literacy.

The Alphabet

Read the letters of the alphabet.

a b c d e f g h i j k l m n o p q r s t u v w x y z


Find the four hidden letters of the alphabet in the picture and circle them in red. Then colour in the picture.



This exercise helps learners to aurally and visually identify letters of the alphabet, and relate them to objects with the same beginning sound.

The Magic Tree

Look at the big magic tree. Imagine it is covered in all kinds of fruit. Draw six different kinds of fruit you would like to see on the tree.



This exercise forms part of the Grade R Listening and Speaking programme where the learner listens to a complex string of instructions and acts on them.

Beginning Sounds

Circle the letter that starts with the beginning sound of the object in each picture. Colour in the pictures.


c k

g d

p a

b d

This exercise helps learners recognise that words are made up of sounds, and learns to identify beginning sounds of names.



This exercise helps learners recognise that words are made up of sounds, and learns to identify beginning sounds of names.

Learning Beginning Sounds 'b' and 'd'

Look at the picture. Colour in the objects that start with the 'b' sound in yellow. Colour in the objects that start with the 'd' sound in red.

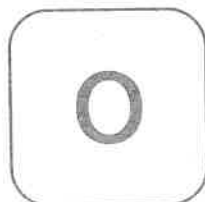


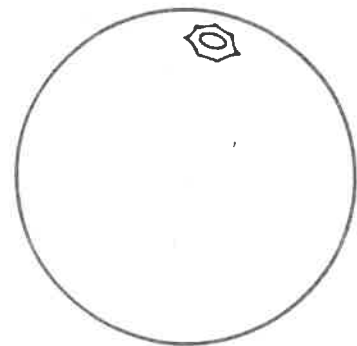


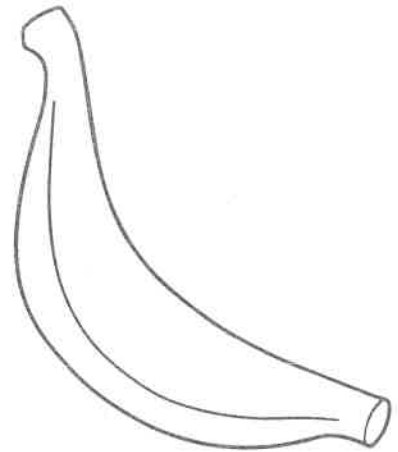


bed ball basket brush box book
drum desk doughnut dinosaur door dressing gown



This emergent reading exercise helps learners to identify words that begin with the letters 'b' and 'd'. The picture gives visual clues to learning each letter and helps learners differentiate between these letters.

Beginning Letters



Look at the objects and say what each one is. Draw a line to match each object to its beginning letter.



This exercise helps learners recognise that words are made up of sounds, and teaches them to identify beginning sounds of names.

Dot-to-Dot

Join the dots to form a picture. Colour in the picture.





By joining the dots, the learner can practise their fine motor skills, which is important for the development of writing skills.

Summer Story

What do you see in each picture?

Re-tell the story using the pictures. Colour in the pictures.



This exercise can help develop the learner's emergent reading skills. Learners should use the pictures to help them understand the meaning of the words. Learners can also use the pictures to re-tell the story.

Vusi eats
ice cream.



Vusi and Ben play
with a beach ball.


Vusi and Ben swim
in the sea.



Vusi likes summer.

This exercise can help develop the learner's emergent reading skills. Learners should use the pictures to help them understand the meaning of the words. Learners can also use the pictures to re-tell the story.


Draw a picture about what you like to do in summer.



This exercise can help develop the learner's emergent reading skills. Learners should use the pictures to help them understand the meaning of the words. Learners can also use the pictures to re-tell the story.

Days of the Week

Choose seven colours and colour each day of the week in a different colour. The days are not in the correct order. Order them correctly inside the worm by colouring in each segment the same colour as the one you chose for each day.



Match the Beginning Letters

Look at the pictures and say what each object is. What does the name of each object begin with? Draw a line to match the beginning letter to the correct object. Colour in the pictures.

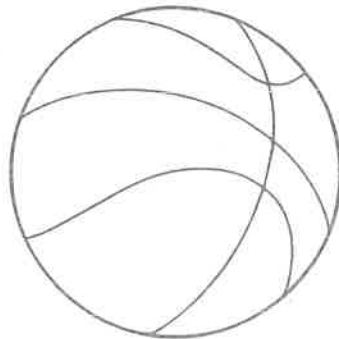



a

b

c

d


e



The ability to recognise different letters and words that begin with those letters is important for developing good English literacy.

Objects Beginning with the 'a' Sound



Find the objects that begin with the 'a' sound.
Look at the pictures and say what each object is.
Colour in the pictures that begin with the 'a' sound.



This exercise develops literacy and helps the learner to learn words which begin with the letter sound 'a'. By searching for the pictures that begin with the letter 'a', the learner is also learning to distinguish between different letter sounds.

A Healthy Environment

Spot the difference.
Draw circles around the ten differences in
the second picture.



This is a Listening and Speaking activity. Talk about a garden and how healthy it is to play outside in the garden. Then look for ten differences in the second picture and draw circles around them.


Meaning of Sentences

Colour in the picture that matches the meaning of the sentence.

The girl is eating ice cream.




The boy is building a sandcastle.




This exercise can help develop the learner's ability to understand that words express meaning. This is important for emergent reading skills. Read the sentences to the learner and let them show their understanding of the words by colouring in the picture that matches the meaning of the sentence.

Look at the girl.



The girl is running.





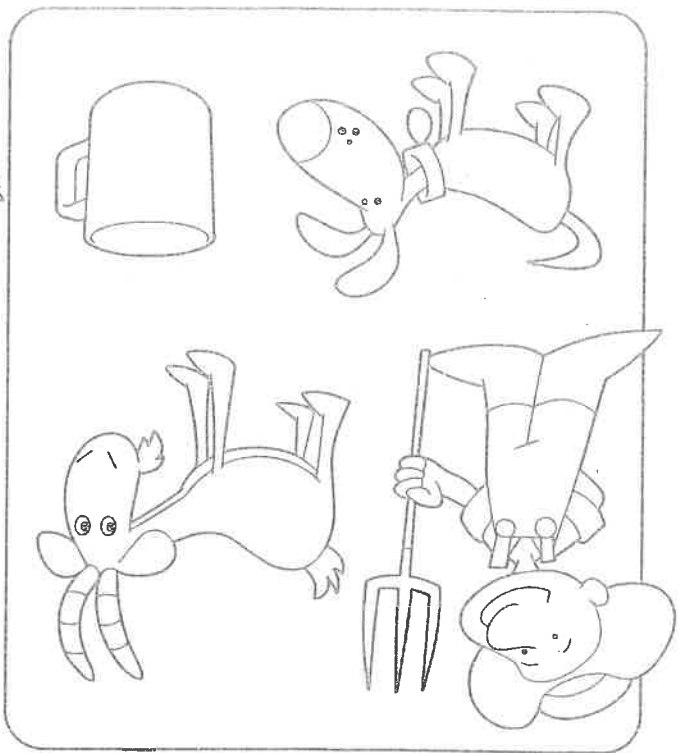

The boy is swimming.



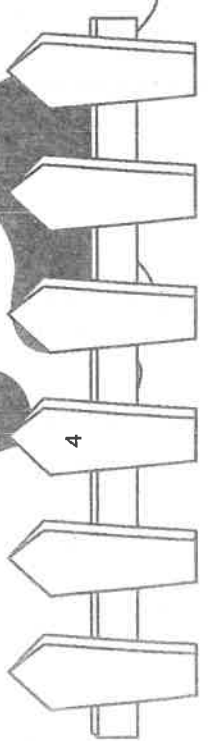


This exercise can help develop the learner's ability to understand that words express meaning. This is important for emergent reading skills. Read the sentences to the learner and let them show their understanding of the words by colouring in the picture that matches the meaning of the sentence.

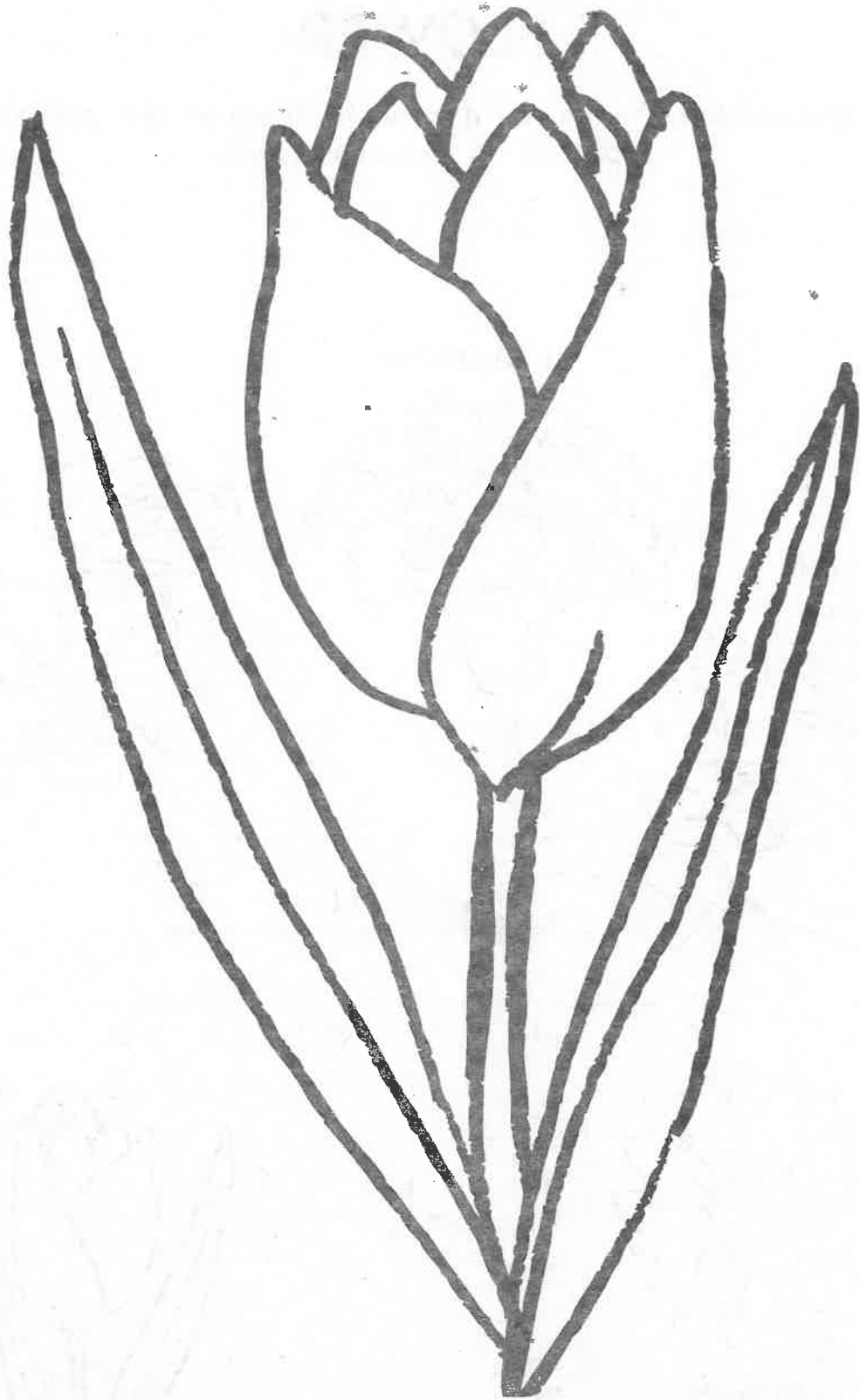
On the Farm

Look at the objects in each square and circle the odd one out.



Colour: 1 - blue
 2 - green
 3 - orange
 4 - brown
 5 - yellow





_ U L _ P

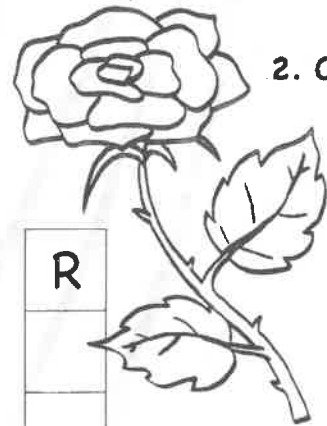
FLOWER

Unscramble the words and write them in the correct places on the crossword


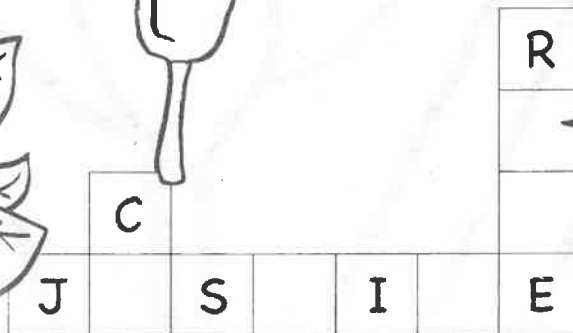
1. NACITONR




2. OSER



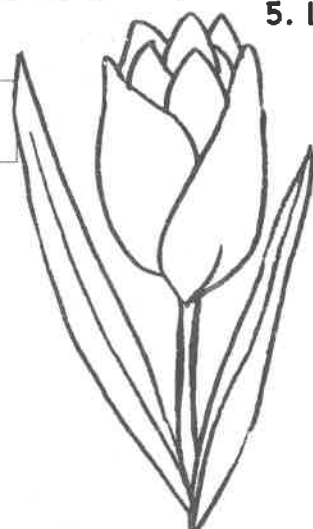
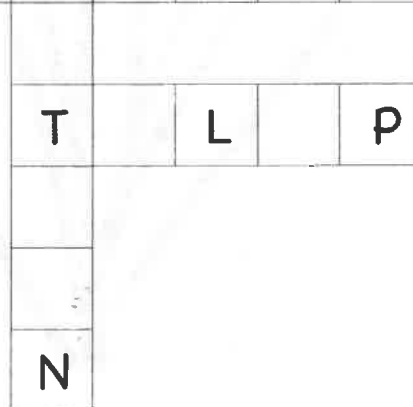
3. SAMJINE

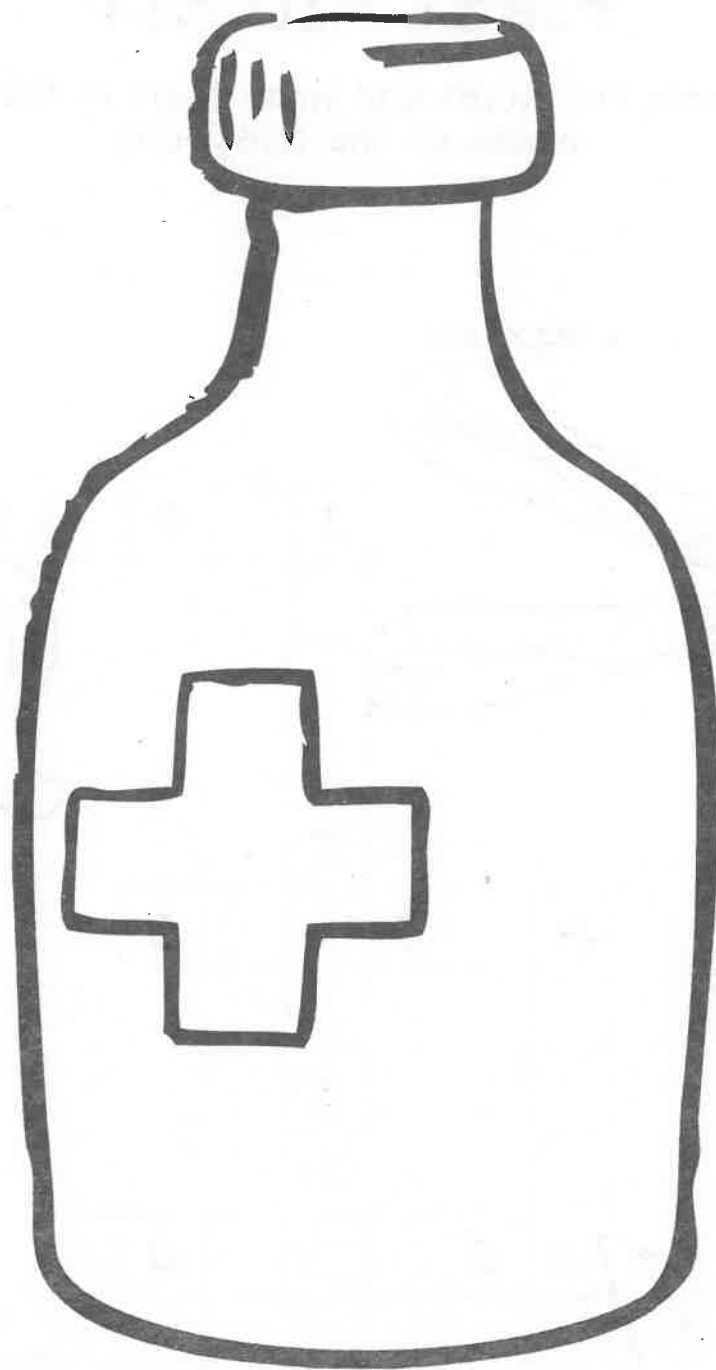


5. LIPUT

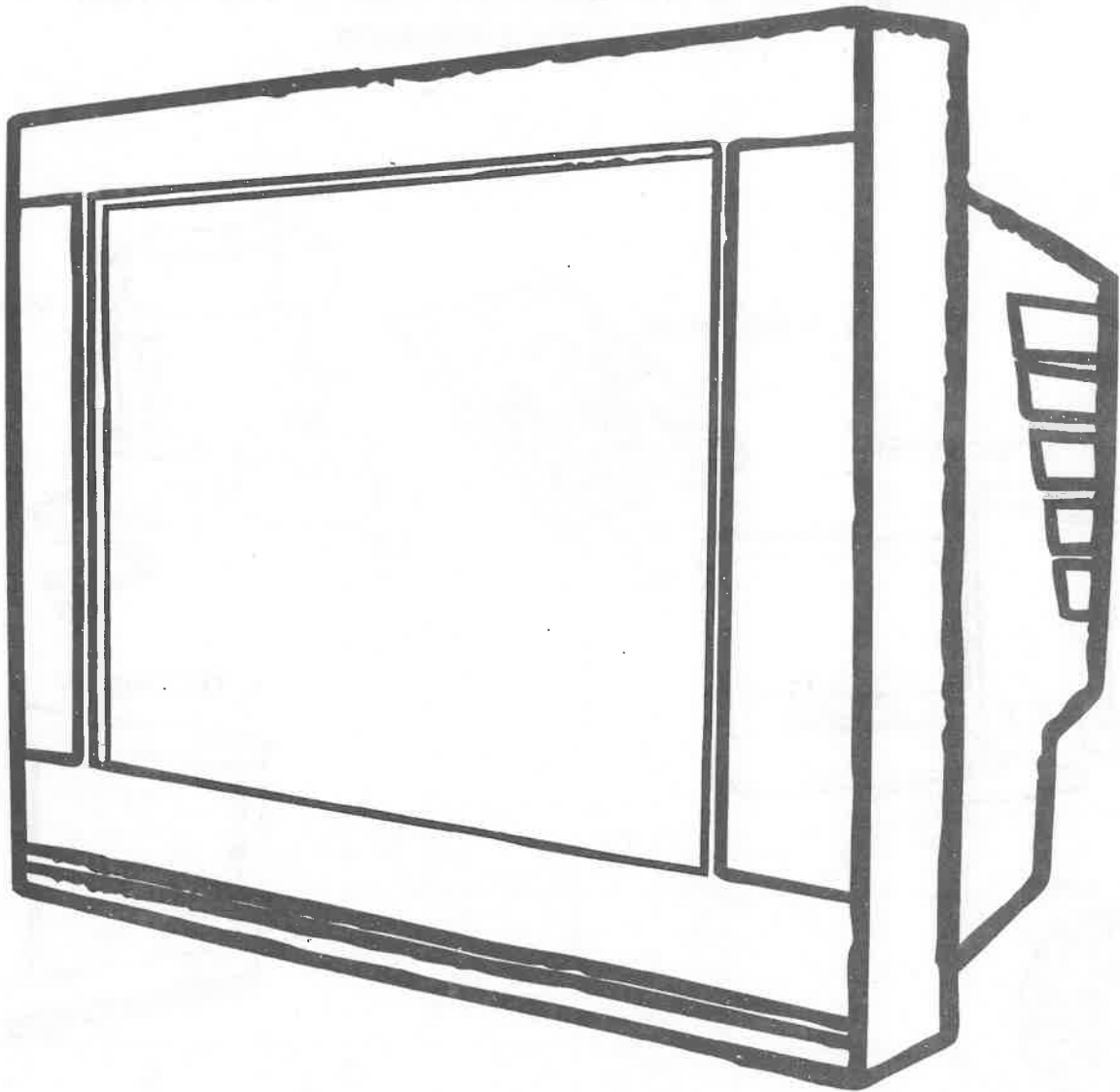


4. NUSREWOLF





_ N T _ S E _ T I _



T _ L _ V I _ I _ N

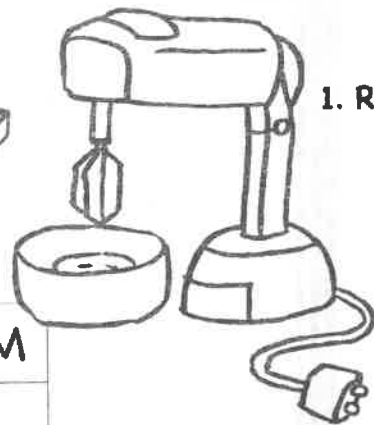
ELECTRONIC

Unscramble the words and write them in the correct places on the crossword


2. TORCULACAL



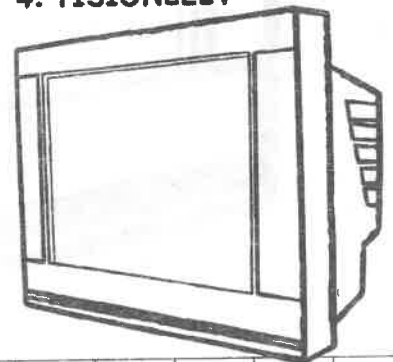
1. REXIM



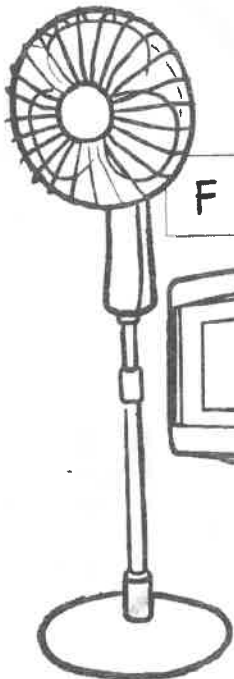
3. TOCUMPER




4. TISIONELEV



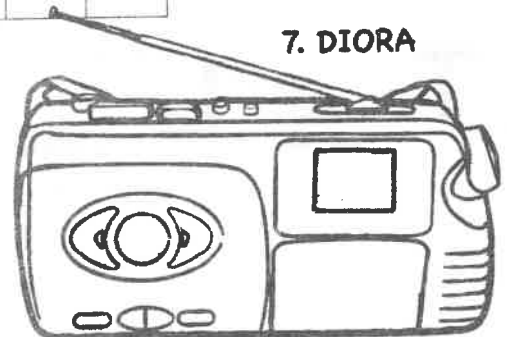
5. NAF



6. VOEN



7. DIORA



	C			M						
	C	O		U				R		
				T			V	S		N
				R				O		

TREE

Check to see that all the things on our list can be found in the wordsearch puzzle

LEAF

ROOTS

BRANCHS

FRUITS

TRUNK

A	R	S	L	E	A	F	E	L	I	A
P	O	L	O	B	A	L	L	U	N	A
L	O	W	E	R	F	R	U	I	T	S
E	T	O	O	B	A	R	B	I	E	E
T	S	O	L	T	A	I	R	E	V	A
T	R	U	N	K	K	Z	A	N	A	V
A	L	M	U	N	I	U	N	O	N	E
C	O	L	U	M	B	U	C	S	I	N
X	M	E	N	T	R	U	H	E	S	T
I	N	T	E	R	P	I	S	R	T	E





T _ _ E

ACCESSORIES

Check to see that all the things on our list can be found in the wordsearch puzzle

EARRING


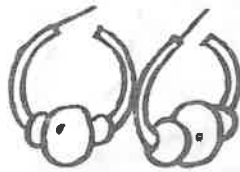
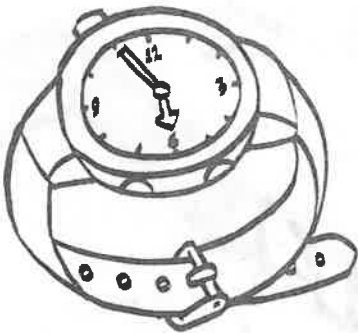
WATCH

HEADBAND


BROOCH

SPECTACLES

NECKLACE



X	E	R	O	X	T	I	N	H	E	T
S	P	E	C	T	A	C	L	E	S	E
A	A	T	N	E	T	C	Y	A	N	M
N	W	E	E	N	N	I	E	D	O	V
D	A	N	C	I	N	G	S	B	O	T
W	T	T	K	C	I	N	D	A	I	E
I	C	A	L	E	G	O	T	N	O	M
T	H	C	A	L	I	Z	A	D	E	P
C	Z	L	C	Y	B	R	O	O	C	H
H	E	N	E	A	R	R	I	N	G	T



_ P _ C T _ C L _ S

PROFESSION

Check to see that all the things on our list can be found in the wordsearch puzzle

~~ATHLETE~~
~~SOLDIER~~

FARMER
~~BARBER~~

DOCTOR
REPORTER

POLICE



P	O	L	I	C	E	F	R	A	Y	R
U	N	I	T	E	D	U	R	N	A	E
N	S	S	O	L	D	I	E	R	T	P
C	E	S	L	Y	O	N	O	D	C	O
H	P	O	P	Y	C	T	V	F	H	R
A	T	H	L	E	T	E	U	A	G	T
N	P	U	X	I	O	L	N	R	R	E
T	F	N	E	M	R	Z	N	M	E	R
E	G	T	R	O	Y	E	I	E	Y	E
B	A	R	B	E	R	T	E	R	S	A





D _ C T _ R